



QuickStats About North Shore City

North Shore City

Population/ Dwellings

Number of people counted

Total population

- 205,605 people usually live in North Shore City. This is an increase of 20,784 people, or 11.2 percent, since the 2001 Census.
- Its population ranks 4th in size out of the 73 districts in New Zealand.
- North Shore City has 5.1 percent of New Zealand's population.

Population of North Shore City and New Zealand, 2006 Census

	Region/City/District	New Zealand
Male	99,888	1,965,618
Female	105,717	2,062,329
Total	205,605	4,027,947

Māori ethnic population

- 12,519 Māori usually live in North Shore City, an increase of 549 people, or 4.6 percent, since the 2001 Census.
- Its Māori population ranks 15th in size out of the 73 districts in New Zealand.
- 2.2 percent of New Zealand's Māori population usually live in North Shore City.

	Region/City/District	New Zealand
Male	6,309	274,860
Female	6,210	290,469
Total	12,519	565,329

Note: The Māori ethnic population is the count for people of the Māori ethnic group. It includes those people who stated Māori as being either their sole ethnic group or one of several ethnic groups.

Number of dwellings counted

- There are 72,762 occupied dwellings and 3,993 unoccupied dwellings in North Shore City.
- For New Zealand as a whole, there are 1,478,709 occupied dwellings and 159,273 unoccupied dwellings.
- There are 522 dwellings under construction in North Shore City, compared with 13,557 under construction throughout New Zealand.

Dwelling status	Region/City/District	New Zealand
Occupied		
Private dwelling	72,654	1,471,746
Non-private dwelling	105	6,963
Total	72,762	1,478,709
Unoccupied	3,993	159,273
Under construction	522	13,557
Total	77,280	1,651,542

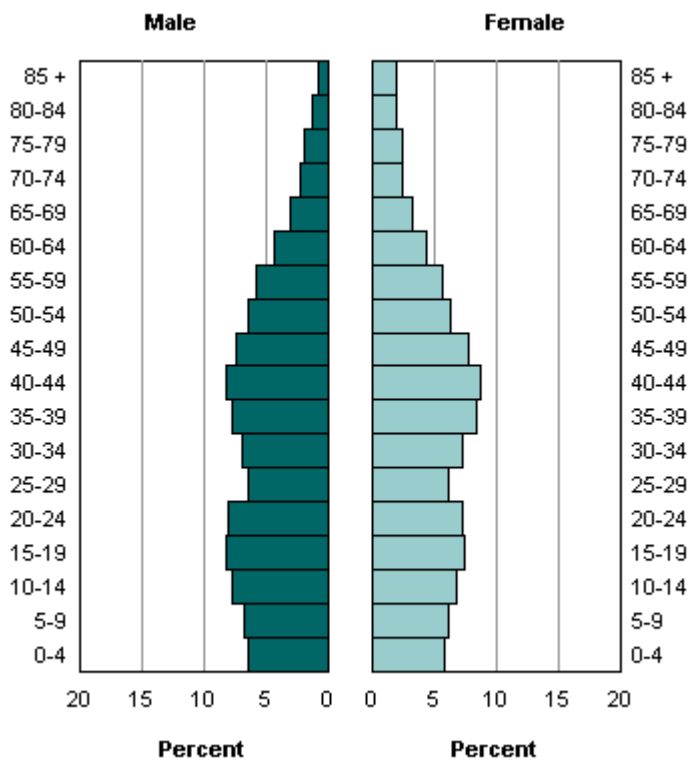
Note: This data has been randomly rounded to protect confidentiality. Individual figures may not add up to totals, and values for the same data may vary in different text, tables and graphs.

Age & sex

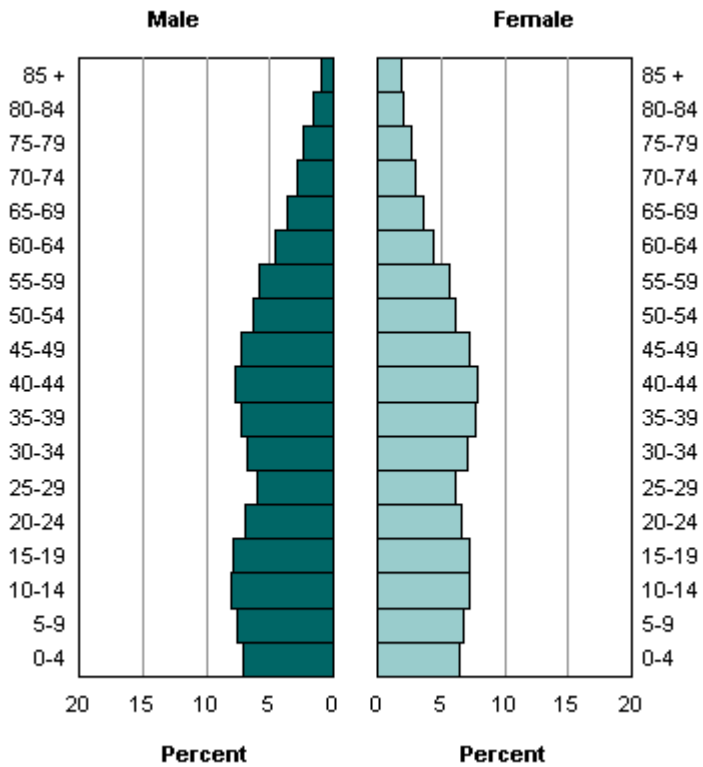
Total population

- The median age (half are younger, and half older, than this age) is 35.7 years for people in North Shore City. For New Zealand as a whole, the median age is 35.9 years.
- 10.8 percent of people in North Shore City are aged 65 years and over, compared with 12.3 percent of the total New Zealand population.
- 19.8 percent of people are aged under 15 years in North Shore City, compared with 21.5 percent for all of New Zealand.

Total Population (Age group and sex)
North Shore City, 2006 Census



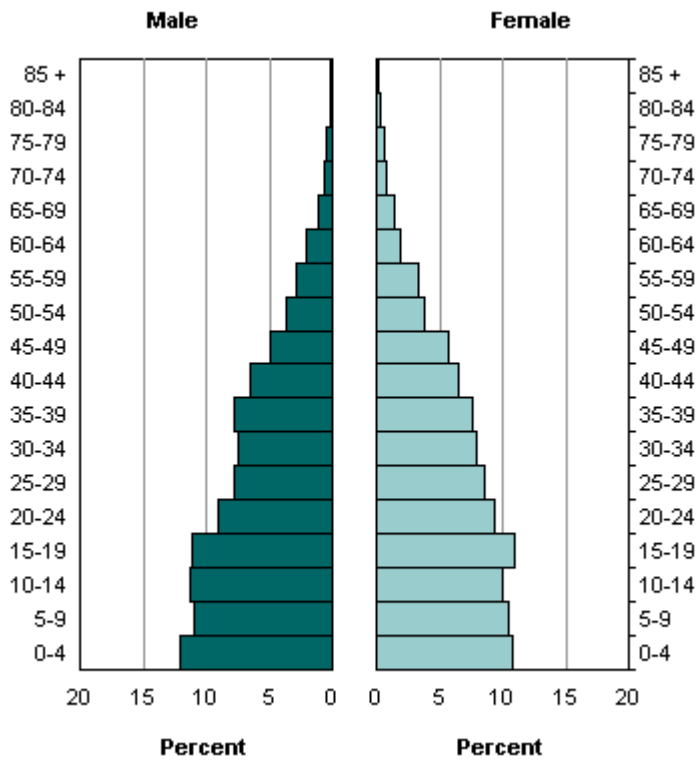
Total Population (Age group and sex)
New Zealand, 2006 Census



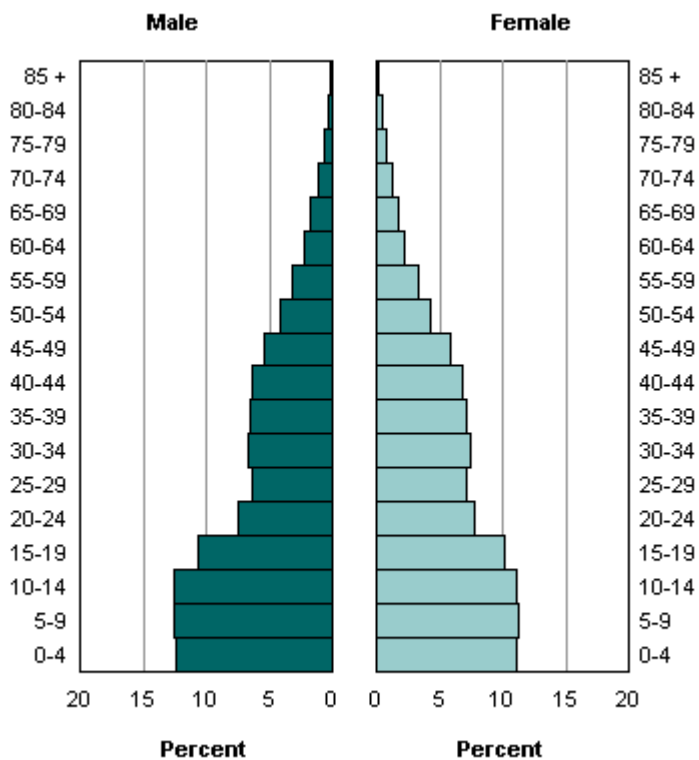
Māori ethnic population

- The median age of Māori (half are younger, and half older, than this age) is 22.7 years in North Shore City, compared with a median of 22.7 years for all Māori in New Zealand.
- 2.9 percent of Māori are aged 65 years and over in North Shore City, compared with 4.1 percent of New Zealand's Māori population.
- 32.8 percent of Māori in North Shore City are aged under 15 years, compared with 35.4 percent for all Māori in New Zealand.

Māori Population (Age group and sex)
North Shore City, 2006 Census



Māori Population (Age group and sex)
New Zealand, 2006 Census



Note: The Māori ethnic population is the count for people of the Māori ethnic group. It includes those people who stated Māori as being either their sole ethnic group or one of several ethnic groups.

This data has been randomly rounded to protect confidentiality. Individual figures may not add up to totals, and values for the same data may vary in different text, tables and graphs.

Cultural diversity

Ethnic groups, birthplace and languages spoken

Ethnic groups

- 67.5 percent of people in North Shore City belong to the European ethnic group, compared with 67.6 percent for New Zealand as a whole.
- 6.3 percent of people in North Shore City belong to the Māori ethnic group, compared with 14.6 percent for all of New Zealand.

	Male (%)	Female (%)
European	66.5	68.3
Māori	6.7	6.1
Pacific peoples	3.5	3.2
Asian	18.1	18.8
Middle Eastern/Latin American/African	1.9	1.7
Other ethnicity		
New Zealander	10.6	9.1
Other ethnicity–other	0.1	0.1
Total	10.6	9.1

	Male (%)	Female (%)
European	66.7	68.4
Māori	14.6	14.7
Pacific peoples	7.0	6.8
Asian	9.0	9.4
Middle Eastern/Latin American/African	1.0	0.8
Other ethnicity		
New Zealander	11.8	10.4
Other ethnicity–other	0.0	0.0
Total	11.9	10.5

Birthplace

- 40.8 percent of people in North Shore City were born overseas, compared with 22.9 percent for New Zealand as a whole.
- For people born overseas who are now living in North Shore City, the most common birthplace was England, and England is the most common birthplace for all of New Zealand.
- 2.7 percent of Māori in North Shore City were born overseas, compared with 1.6 percent for New Zealand as a whole.

Languages spoken

Total population

- Apart from English, the next most common language spoken in North Shore City is Korean, which is spoken by 4.1 percent of people. For New Zealand as a whole, the most common language apart from English is Māori, spoken by 4.1 percent of people.
- 74.9 percent of people in North Shore City speak only one language, compared with 80.5 percent of people for all of New Zealand.

Māori ethnic population

- Apart from English, the next most common language spoken by Māori in North Shore City is Māori, which is spoken by 17.6 percent of Māori. Excluding English, the most common language spoken by Māori throughout New Zealand is Māori, which is spoken by 23.7 percent.
- 77.6 percent of Māori in North Shore City speak only one language, compared with 73.4 percent of Māori throughout New Zealand.

Note: The Māori ethnic population is the count for people of the Māori ethnic group. It includes those people who stated Māori as being either their sole ethnic group or one of several ethnic groups.


This data has been randomly rounded to protect confidentiality. Individual figures may not add up to totals, and values for the same data may vary in different text, tables and graphs.

Marital status

Total population aged 15 years and over

- 33.0 percent of people aged 15 years and over living in North Shore City have never married, 51.6 percent are married, and 15.4 percent are separated, divorced or widowed.
- 24.5 percent of people aged 15 years and over in North Shore City who have never married live with a partner.

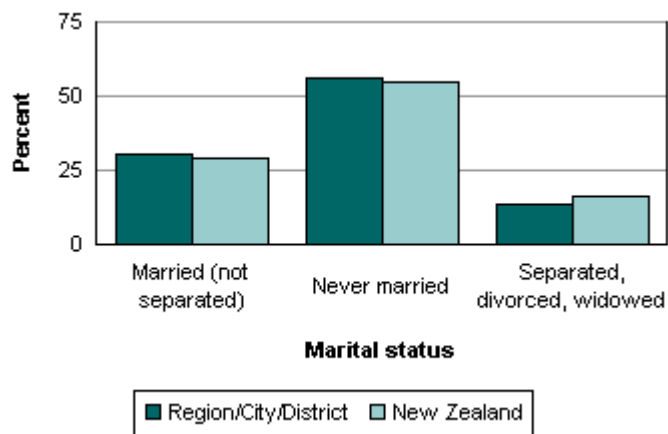
Marital Status for People Aged 15 Years and Over North Shore City and New Zealand, 2006 Census



Māori ethnic population aged 15 years and over

- For Māori aged 15 years and over living in North Shore City, 56.1 percent have never married, 30.2 percent are married, and 13.7 percent are separated, divorced or widowed.
- 31.1 percent of Māori aged 15 years and over in North Shore City who have never been married live with a partner.

Marital Status for Māori Aged 15 Years and Over North Shore City and New Zealand, 2006 Census



Note: The Māori ethnic population is the count for people of the Māori ethnic group. It includes those people who stated Māori as being either their sole ethnic group or one of several ethnic groups.

This data has been randomly rounded to protect confidentiality. Individual figures may not add up to totals, and values for the same data may vary in different text, tables and graphs.

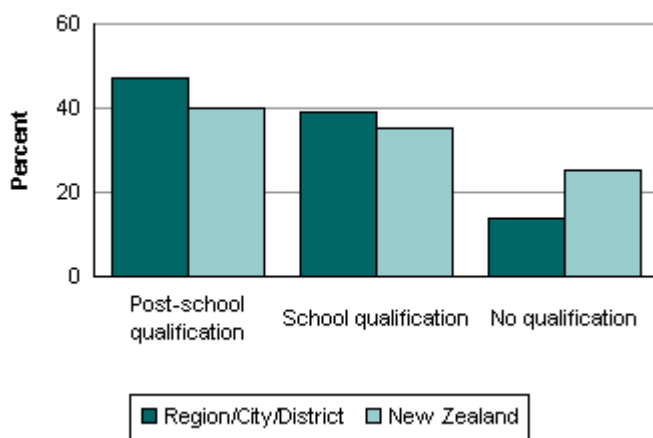
Education

Total population aged 15 years and over

- 47.1 percent of people aged 15 years and over in North Shore City have a post-school qualification, compared with 39.9 percent of people throughout New Zealand.
- In North Shore City, 13.8 percent of people aged 15 years and over have no formal qualifications, compared with 25.0 percent for New Zealand as a whole.

Highest Qualification for People Aged 15 Years and Over

North Shore City and New Zealand, 2006 Census



Māori ethnic population aged 15 years and over

- In North Shore City, 35.1 percent of Māori aged 15 years and over have a post-school qualification, compared with 27.9 percent for Māori throughout New Zealand.
- 25.3 percent of Māori aged 15 years and over in North Shore City have no formal qualifications, compared with 39.9 percent of New Zealand's Māori population.

Highest Qualification for Māori Aged 15 Years and Over North Shore City and New Zealand, 2006 Census



Note: The Māori ethnic population is the count for people of the Māori ethnic group. It includes those people who stated Māori as being either their sole ethnic group or one of several ethnic groups.

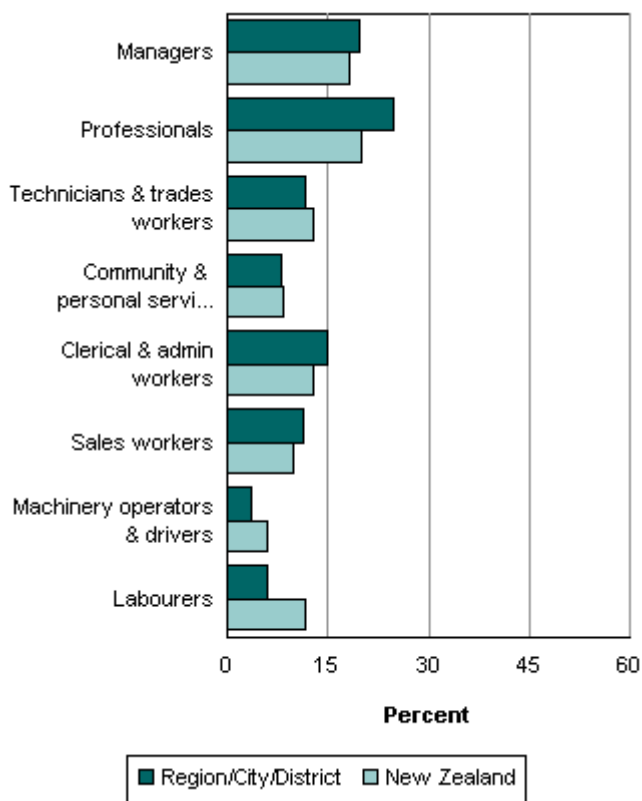
This data has been randomly rounded to protect confidentiality. Individual figures may not add up to totals, and values for the same data may vary in different text, tables and graphs.

Work

Total population aged 15 years and over

- The unemployment rate in North Shore City is 4.3 percent for people aged 15 years and over, compared with 5.1 percent for all of New Zealand.
- The most common occupational group in North Shore City is 'Professionals', and 'Professionals' is the most common occupational group in New Zealand.

Occupation⁽¹⁾ for Employed People Aged 15 Years and Over North Shore City and New Zealand, 2006 Census

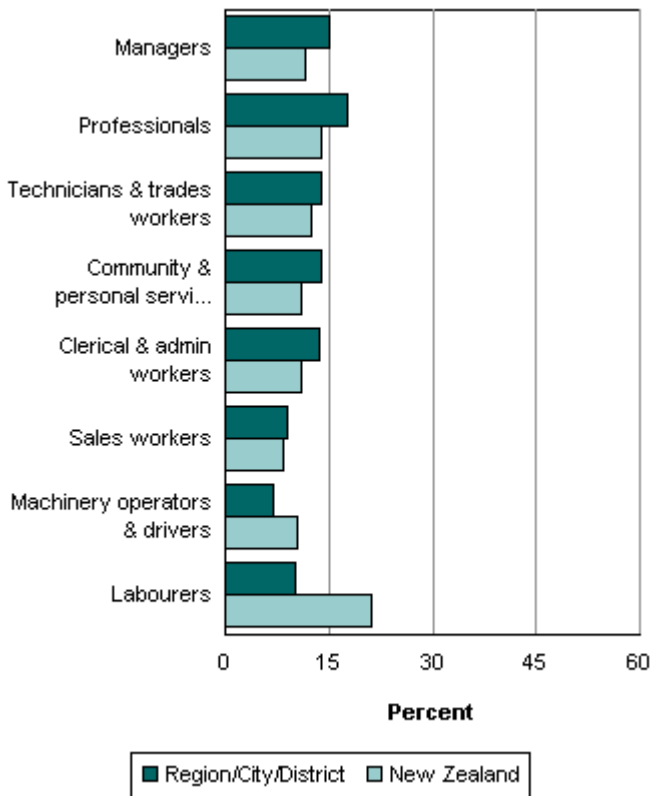


(1) Australian and New Zealand Standard Classification of Occupations (ANZSCO V1.0).

Māori ethnic population aged 15 years and over

- The unemployment rate of Māori aged 15 years and over in North Shore City is 6.7 percent, compared with 11.0 percent for New Zealand's Māori population.
- The most common occupational group for Māori in North Shore City is 'Professionals', and 'Labourers' is the most common occupational group for Māori in New Zealand.

Occupation⁽¹⁾ for Employed Māori Aged 15 Years and Over
North Shore City and New Zealand, 2006 Census



(1) Australian and New Zealand Standard Classification of Occupations (ANZSCO V1.0).

Note: The Māori ethnic population is the count for people of the Māori ethnic group. It includes those people who stated Māori as being either their sole ethnic group or one of several ethnic groups.

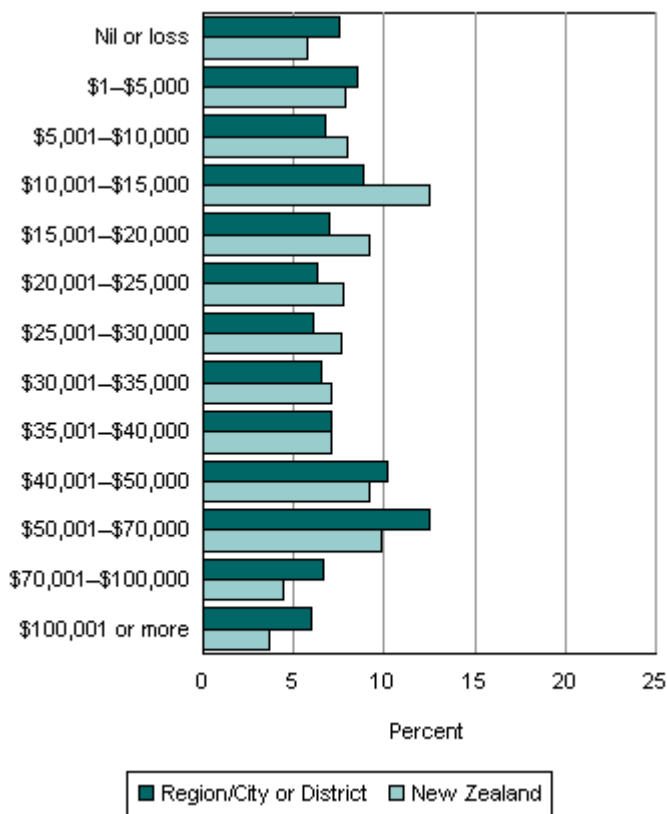
Note: This data has been randomly rounded to protect confidentiality. Individual figures may not add up to totals, and values for the same data may vary in different text, tables and graphs.

Income

Total population aged 15 years and over

- For people aged 15 years and over, the median income (half earn more, and half less, than this amount) in North Shore City is \$29,100. This compares with a median of \$24,400 for all of New Zealand.
- 38.7 percent of people aged 15 years and over in North Shore City have an annual income of \$20,000 or less, compared with 43.2 percent of people for New Zealand as a whole.
- In North Shore City, 25.1 percent of people aged 15 years and over have an annual income of more than \$50,000, compared with 18.0 percent of people throughout New Zealand.

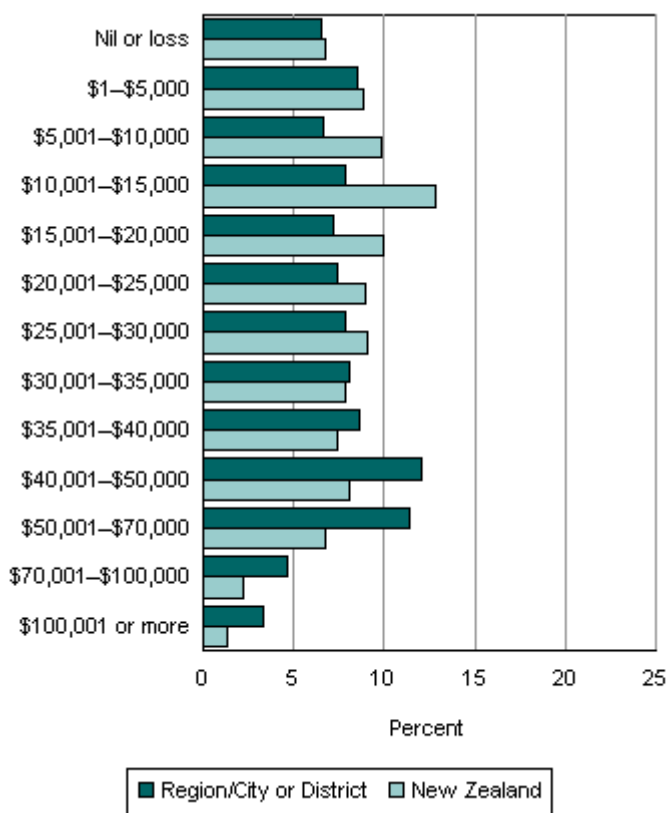
Income for People Aged 15 Years and Over
North Shore City and New Zealand, 2006 Census



Māori ethnic population aged 15 years and over

- For Māori aged 15 years and over, the median income (half earn more, and half less, than this amount) in North Shore City is \$28,800, compared with a median of \$20,900 for all Māori in New Zealand.
- In North Shore City, 36.6 percent of Māori aged 15 years and over have an annual income of \$20,000 or less, compared with 48.3 percent of Māori throughout New Zealand.
- 19.4 percent of Māori aged 15 years and over in North Shore City have an annual income of more than \$50,000, compared with 10.2 percent of all Māori in Zealand.

Income for Māori Aged 15 Years and Over
North Shore City and New Zealand, 2006 Census



Note: The Māori ethnic population is the count for people of the Māori ethnic group. It includes those people who stated Māori as being either their sole ethnic group or one of several ethnic groups.

This data has been randomly rounded to protect confidentiality. Individual figures may not add up to totals, and values for the same data may vary in different text, tables and graphs.

Families

- Couples with children make up 47.5 percent of all families in North Shore City, while couples without children make up 37.1 percent of all families.
- In New Zealand, couples with children make up 42.0 percent of all families, while couples without children make up 39.9 percent of all families.
- 15.4 percent of families in North Shore City are one-parent-with-children families, compared with 18.1 percent of families for New Zealand as a whole.

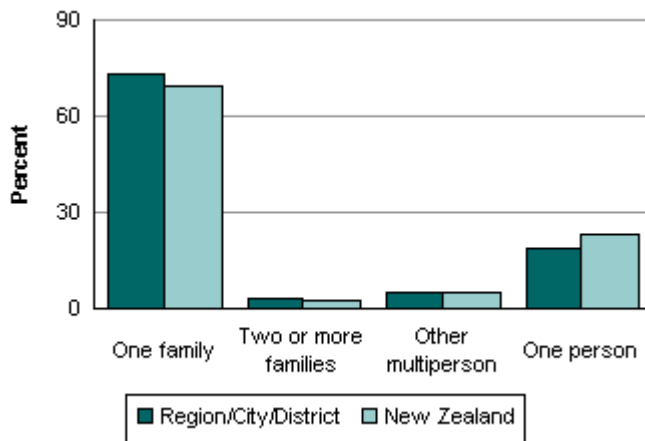
Family type	Region/City/District (%)	New Zealand (%)
Couple without child(ren)	37.1	39.9
Couple with child(ren)	47.5	42.0
One parent with child(ren)	15.4	18.1
Total	100.0	100.0

Note: This data has been randomly rounded to protect confidentiality. Individual figures may not add up to totals, and values for the same data may vary in different text, tables and graphs.

Households

- One-family households make up 73.1 percent of all households in North Shore City. For New Zealand as a whole, one-family households make up 69.1 percent of all households.
- 13,530 people (or 19.0 percent) live in one-person households in North Shore City. Throughout New Zealand, one-person households make up 23.0 percent of all households.
- The average household size in North Shore City is 2.8 people, compared with an average of 2.7 people for all of New Zealand.

Household Composition, North Shore City and New Zealand
2006 Census



Note: This data has been randomly rounded to protect confidentiality. Individual figures may not add up to totals, and values for the same data may vary in different text, tables and graphs.

Phones, net & fax

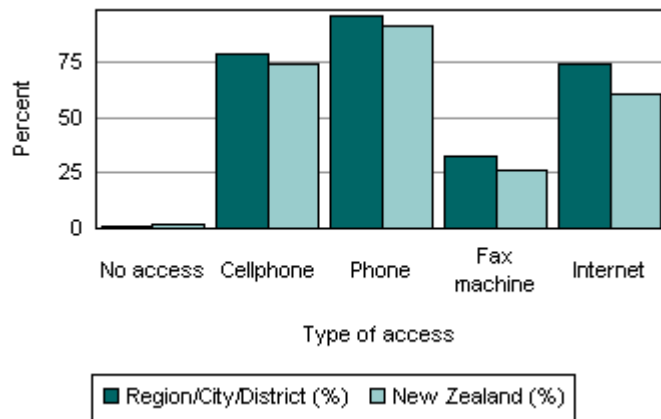
Households

- 74.5 percent of households in North Shore City have access to the Internet, compared with 60.5 percent of households throughout New Zealand.
- In North Shore City 79.2 percent of households have access to a cellphone, compared with 74.2 percent of households for New Zealand as a whole.

	Region/City/District (%)	New Zealand (%)
No access	0.7	2.0
Cellphone	79.2	74.2
Telephone	96.1	91.6
Fax machine	33.0	26.0
Internet	74.5	60.5

(1) Households can access more than one type of telecommunication device, therefore percentages do not add up to 100.

Household⁽¹⁾ Access to Phones, Internet and Fax Machines North Shore City and New Zealand, 2006 Census



(1) Households can access more than one type of telecommunication device, therefore percentages do not add up to 100.

Note: This data has been randomly rounded to protect confidentiality. Individual figures may not add up to totals, and values for the same data may vary in different text, tables and graphs.

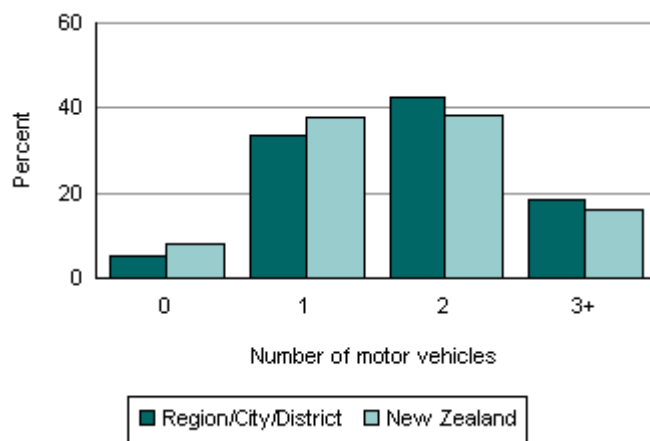
Transport

Household access to motor vehicles

- 18.6 percent of households in North Shore City have access to three or more motor vehicles, compared with 15.9 percent of all households in New Zealand.

Household Access to Motor Vehicles

North Shore City and New Zealand, 2006 Census



Main means of travel to work

- Excluding driving a private car, truck or van, the second most common means of travel to work on census day for people in North Shore City was driving a company car, truck or van. For New Zealand as a whole, the second most common means of travel to work was driving a company car, truck or van.

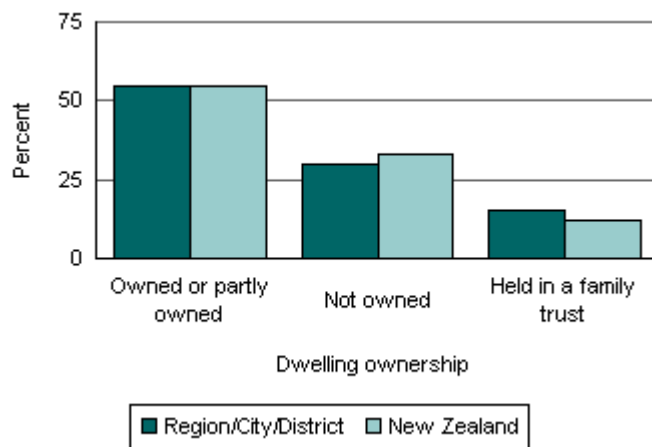
Note: This data has been randomly rounded to protect confidentiality. Individual figures may not add up to totals, and values for the same data may vary in different text, tables and graphs.

Housing

- In North Shore City, 54.8 percent of households in private occupied dwellings own the dwelling, with or without a mortgage.
- For New Zealand as a whole, 54.5 percent of households in private occupied dwellings own the dwelling, with or without a mortgage.

Ownership of Dwelling by Household

North Shore City and New Zealand, 2006 Census



Note: This data has been randomly rounded to protect confidentiality. Individual figures may not add up to totals, and values for the same data may vary in different text, tables and graphs.



Need more information from the 2006 Census?

Why use census information?

Statistics New Zealand has gathered a vast amount of information from the 2006 Census of Population and Dwellings. From this, we have developed a range of products and services that are available on the web. Some products are also available in hard copy.

2006 Census information is a valuable resource that will be useful if you are:

- 1 curious about New Zealand and want to browse for general information
- 2 from a school, community group, library or business and looking for particular information, or
- 3 looking for complex data.

For example, you can access population and dwelling information by:

age	means of heating dwelling
birthplace	means of travel to work
education/qualifications	number of occupants in dwelling
ethnic group	number of motor vehicles
home ownership	number of rooms
hours worked	occupation
income	sex
industry	... and more
languages spoken	

You can find this information at: www.stats.govt.nz/census

Are you looking for information about a region?

Information is available at a city, district, regional and area unit (suburb) level.

- 1 `Cities` or `districts`, where used, refer to territorial authority areas.
- 2 `Regions`, unless otherwise stated, refer to regional council areas.

Who can help me find the information I want?

Statistics New Zealand's Information Centre staff know what information is available, and how it can best be used. They are guides to Statistics New Zealand's information.

You can contact the Information Centre by:

- 1 Telephone: 0508 525 525 (toll free within New Zealand)
- 2 Email: info@stats.govt.nz